



Jiacheng Jiangsu Jiacheng Technology Co., Ltd.

Fine Wire Drawing with Annealing

After-sales Maintenance User Manual







Jiangsu Jiacheng Technology Co.,LTD

Add: Juqiao Economic Development Zone, Zhangjiagang City, Jiangsu PR, China
Email:jiacheng@jc-brilliant.com Mob:+8613372130421 Web:www.zjglz.com







Maintenance of the machine:

Item	Picture	Job of maintenance
1		After a period of production, there are too much copper mud, it should be cleaned in time.
2		In the spray tube, after production, there are many dirty goods, the user can make the screw out from the tube and clean it.
3		Check the Nickel belt whether it is smooth, if not, the user can matte paper to make it smooth; if the groove is too deep, the nickel need to be changed for normal production.
4		Clean the dusty on the heat dissipation place of the inverter.



Jiacheng

Jiangsu Jiacheng Technology Co., Ltd.

5		Clean the dusty on the heat dissipation place of the Dc speed regulator.
6		Clean the dust behind the tension rod.
7		Clean the dusty on the face of the Carbon brush.
8		Check the belt, if it is loose, tighten the screw of the red part.